

TRADE EXCLUSIVE

2.5M VERSADECK COMPOSITE CORNER TRIM



Cladco capped composite corner trims provide the ideal finishing touch for your VersaDeck installation. These trims deliver a professional, polished look by neatly concealing exposed edges and protecting corners from debris and weather, ensuring a clean and durable finish for your project.

COLOUR RANGE



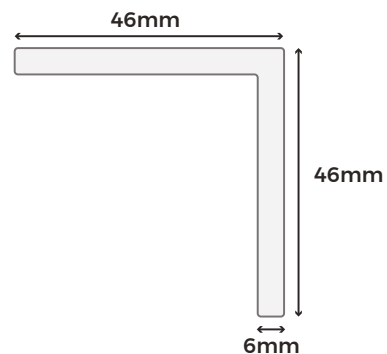
TRIM SPECIFICATIONS

SKU	Burnt Oak Onyx Platinum Rosewood Sandstone Pewter Quartz	WPCEBOV WPCECOV WPCECLV WPCECRWV WPCECSSV WPCECPV WPCECQV
Length	2.5m	
Width	46mm x 46mm	
Weight	1.76kg (approx)	

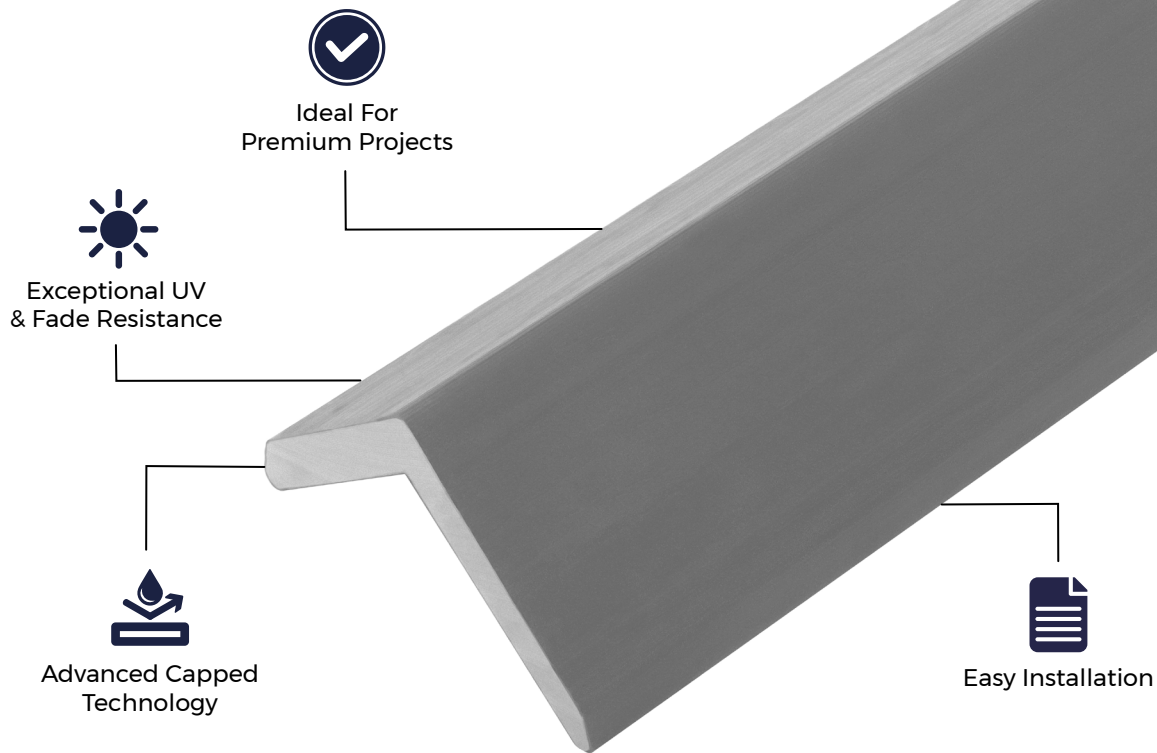
TEST CERTIFICATIONS

FSC® Certification

SA-COC-005542



Please Note: Images are for illustration purposes only. Actual products may vary slightly from those shown.



MATERIALS

Composite core crafted from 100% recycled materials, featuring a durable capped finish for enhanced protection and longevity.



SURFACES

The polymer protective surfaces deliver exceptional durability, offering enhanced resistance to stains and mould.



ACCESSORIES

VersaDeck composite corner trims can be easily and securely fixed in place using CTI adhesive, ensuring a strong and lasting installation.



LOW MAINTENANCE

Thanks to the polymer capping, these trims require no sealing, staining, or varnishing, providing a hassle-free, low-maintenance finish.



LONG-LASTING

These corner trims offer a durable, long-lasting finish for your VersaDeck project, ensuring a professional and polished appearance.

RECYCLED MATERIALS

Cladco VersaDeck composite corner trims feature a core made from 100% recycled materials, comprising recycled hardwood fibres and recycled post-consumer plastics, helping to reduce environmental impact.

Our VersaDeck trims combine this composite core with a durable polymer protective shell, enhancing resistance to weathering, scratching, staining, and UV fading for superior longevity.

All Cladco composite products are available as FSC® Certified at no additional cost. If you require FSC® Certified products, please request them when placing your order.

AFTERCARE

Cladco VersaDeck composite corner trims may accumulate dirt over time due to outdoor exposure. For everyday debris such as leaves, berries, or animal droppings, simply brush off with a broom.

For more stubborn dirt or grime, clean with warm soapy water to restore the trim's appearance.




www.cladco.co.uk
T: 01837 659901 E: info@cladco.co.uk

CLADCO
PROFILES

INSTALLATION ADVICE

Decking Installation

If joining two trims, use Cladco high strength adhesive on either both sides for a strong bond or just one side to permit expansion. Repeat this process until the entire area is finished.



TEMPERATURE EXPANSION

The capped polymer shell of the composite core reduces the trims' susceptibility to temperature fluctuations, making them highly resistant to expansion and contraction caused by heat and cold. This stability ensures a durable and reliable finish.

Additionally, the polymer shell offers enhanced protection against weathering and improves insulation, helping to regulate indoor temperatures and potentially reduce heating and cooling costs.

For detailed installation instructions, please refer to our VersaDeck and ProDeck composite installation guide.

PRODUCT ACCESSORIES



**VERSADECK COMPOSITE
FASCIA BOARDS**



SPEEDDEKZ SCREWS



COMPOSITE BATTENS



**CLADCO HIGH
STRENGTH ADHESIVE**