

# 4.8M DECKING BOARD TIMBER RANGE



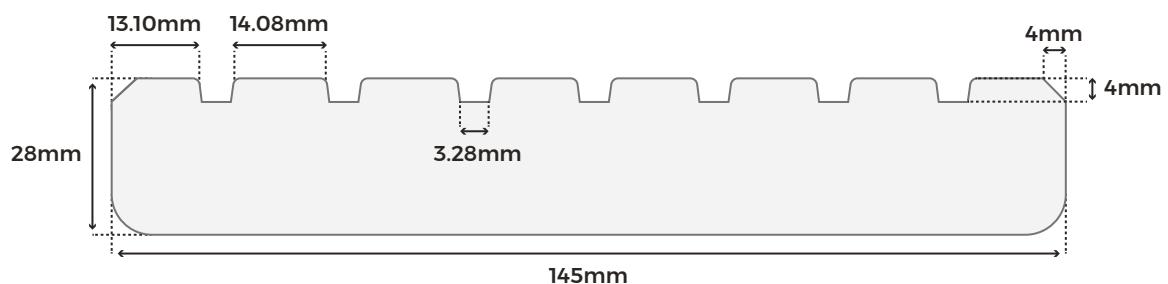
Cladco timber decking is the ideal choice for those looking to create a classic, traditional outdoor space. Manufactured from responsibly sourced softwood spruce, these 28mm-thick boards in 4.8m lengths offer a natural wood finish that brings timeless charm and character to any garden setting.

## COLOUR RANGE


SOFTWOOD  
SPRUCE

## BOARD SPECIFICATIONS

SKU	TIMD1503548
Length	4.8m
Width	145mm
Thickness	28mm
Weight	11.57kg (approx.)



**Please Note:** Images are for illustration purposes only. Actual products may vary slightly from those shown.



#### MATERIALS

Cladco timber boards are made from softwood spruce for a timber finish, combined with easy installation.



#### SURFACES

These timber boards have a grooved finish to provide a traditional and versatile end result to match any garden.



#### ACCESSORIES

Install your timber decking seamlessly and securely using our timber joists, posts and fixing clip system.



#### RESISTANCE

The green pressure-treated boards ensure long-lasting durability and easy maintenance throughout the year.



#### EASY TO INSTALL

The softwood spruce of the timber makes using screws and fixings simple and efficient.

## SUSTAINABLE MATERIALS

Cladco timber decking is responsibly sourced, providing a more sustainable timber option for those looking for a more eco-conscious decking material.

## AFTERCARE


Our timber decking boards are green pressure-treated and kiln-dried to increase the longevity and durability of the boards.

However, timber decking is not maintenance-free and requires upkeep. Regular cleaning is recommended, and boards may need to be stained or sealed to ensure the longevity of the decking area.

## INSTALLATION ADVICE


### Joist Spacing

Cladco timber decking boards can be cut, drilled, and installed using standard woodworking tools. Boards must be fixed to a suitable supporting substructure with joist spacings of no more than 450mm to 500mm (centre to centre) for optimum support and performance.




### Starter Clips

Starter clips should be fixed to the ends of the joists before laying your first Cladco timber decking board. Always leave a 15mm expansion gap between the decking and any walls, fences, or fixed structures to accommodate natural movement.



### Board Spacing

Our fixing clips ensure consistent spacing for a neat, professional finish. Use a clip at every joist and at all board ends where two decking boards meet. A 2mm gap should be left between all butt joints to allow for natural expansion.



## NATURAL WEATHERING

Exposure to outdoor elements will cause the boards to naturally fade and age. While treating the decking with a suitable cleaner or sealant can help reduce the effects of weathering, it will not fully prevent it. This is a natural part of timber's lifecycle and contributes to its traditional character.

## KILN-DRIED FOR STABILITY

Each board is kiln-dried to improve dimensional stability and increase water resistance. However, as a natural softwood product, weathering will still occur over time.

## PRODUCT ACCESSORIES



**TIMBER JOISTS**



**RECYCLED  
PLASTIC JOISTS**



**CONCRETE  
DECKING BLOCK**



**WEED MAT**



**IMPACT SCREWDRIVER  
BITS**