

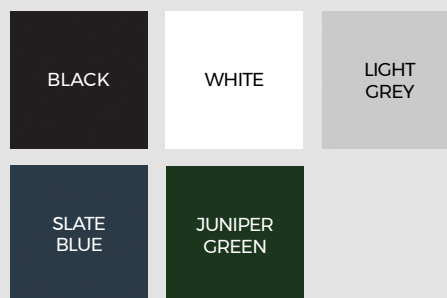
POLYESTER & PVC TOUCH-UP PAINT

ROOFING ACCESSORIES



Cladco 500ml touch-up paint is specifically developed to restore and maintain the appearance of polyester paint and compatible PVC roofing sheets following installation or minor on-site damage. Designed for surface-level repairs, this paint is ideal for covering small scratches, scuffs, chips, or abrasions that can occur during handling, transport, or fitting.

COLOUR RANGE



SPECIFICATIONS

SKU	(Black) RPAINTBBL (White) RPAINTBWH (Light Grey) RPAINTBLG (Slate Blue) RPAINTBSB (Juniper Green) RPAINTBJG
Size	500ml
Weight	600g



STORAGE & HANDLING

The paint has a 12-month shelf life and must be stored in a cool, dry environment away from frost. Once opened, tins are non-returnable. Due to the inclusion of hazardous substances, all relevant handling and application guidelines listed on the label and SDS must be followed.

Please Note: this touch-up paint is designed for small, localised repairs only. It should not be used for large-scale surface painting.



Easy-To Apply



Blends Perfectly With
Cladco's Polyester and
Select PVC Sheetting



12-Month Shelf Life



MATERIALS

Manufactured from carefully selected ingredients including silane compounds for a strong, reliable performance.



SURFACES

Designed to blend with polyester paint and select PVC roofing sheets, the colour-matched finish restores a smooth, consistent surface.



ACCESSORIES

Available in five colour-matched finishes, this paint is fully compatible with polyester paint and compatible PVC roofing sheets.



INSTALLATION

This paint is easy to apply with a standard brush after installation to correct any visual imperfections.



LONG-LASTING

Offers lasting protection for exposed edges and minor surface marks, helping preserve the appearance and durability of your installation.

INSTALLATION ADVICE

General Guidelines:

- Apply only where needed – touch-up paint may age/fade differently to factory finishes
- Apply two coats, with a total dry film thickness of 60 µm (i.e. 2 coats of 80 µm wet film)
- Paint in conditions above +8°C and below 75% humidity
- Ensure all surfaces are clean, dry, and free of grease or loose paint before application

NOTE: Always ensure a good colour match before application.
Not suitable for large surface areas or full recoating.


For Scratches Up to 50mm Wide:

- Remove any loose or flaking paint
- Clean the area thoroughly
- Use a soft brush or paint pen to apply paint directly to the scratch
- Choose a brush that matches the width of the damage for minimal overlap

For Areas Over 50mm Wide:

- Remove loose paint and clean the area
- Prime using a rust inhibiting primer with a soft brush.
- Once dry, apply touch-up paint as a topcoat with minimal overlap


PRODUCT ACCESSORIES



34/1000 BOX PROFILE
POLYESTER PAINTED
SHEETS



32/1000 BOX PROFILE
POLYESTER PAINTED
SHEETS



13/3 CORRUGATED
POLYESTER PAINTED
SHEETS



SAFETY
GLOVES



www.cladco.co.uk

T: 01837 659901 E: info@cladco.co.uk

CLADCO
PROFILES