

The UK's Leading Supplier of Roofing Sheets

CELEBRATING

50
YEARS

Est. 1972



SCAN ME

ORDER ONLINE
www.cladco.co.uk
or call **01837 659901**

CLADCO
ROOFING

ROOFING

CLADDING & SHEETING



Contents

- 3 Cladco Profiles**
- 5 Quality Of Manufacture**
- 7 Dripstop Condensation Control**
- 9 32/1000 Box Profile**
- 11 34/1000 Box Profile**
- 13 13/3 Corrugated Profile**
- 15 41/1000 Tile Form Profile**
- 17 Insulated Panel**
- 18 Flat Sheets**
- 19 Installation Guide**
- 23 GRP Roof Lights**
- 25 Z Purlins**
- 26 Trims And Flashings**
- 27 Custom-Made Trims And Flashings**
- 29 Fixings And Accessories**
- 31 Case Studies And Inspiration**

At Cladco Profiles we believe in supplying high-quality custom-made Roofing and Cladding products with excellent customer service at highly competitive prices.

Cladco Profiles is an independently owned family company, established in 1972 as a Leading Manufacturer and supplier of Profiled Metal Sheeting throughout the UK.

We work closely with our customers to provide advice on the best solution for their project. Our investment in manufacturing and product development has increased to meet our customers' demands. We have installed the latest sheet metal production machinery, giving us the ability to manufacture Sheeting, Purlins, Trims and Flashings to meet our customers' requirements.

We hold large stocks of Coated Steel Coil, GRP Roof Lights, Fixings and Accessories, enabling us to supply at short notice.

Available to order online or over the phone.

CELEBRATING

50
YEARS

Est. 1972

Cladco Profiles

Celebrating 50 Years



Established in 1972, Cladco Profiles is a family-run business based on the edge of Dartmoor in Okehampton. We supply the UK with high-quality, steel Roofing Sheets and custom-made Flashings, available in a range of colours, coatings and Profiles to suit your needs.

We are proud to celebrate our 50th Anniversary, marking five decades of supplying high-quality products across the country. Our commitment to product innovation and customer service has enabled us to become the UK's Leading Supplier of Roofing Sheets. As a business, we are constantly adapting to our customers' requirements and have a team of highly trained experts to help with your project, from quoting materials through to installation advice.



ISO Certified



ISO 9001 is the world's most recognised Quality Management System Standard. ISO 9001 is designed to ensure organisations

meet the needs of customers and other stakeholders, by having a framework in place that helps ensure consistent quality in the provision of goods and services. Cladco is accredited with ISO 9001 after achieving management excellence status from ISO.



ISO 45001 - Cladco has achieved Occupational Health and Safety Management Performance accredited by ISO. ISO 45001

standard reduces workplace risks to improve employee safety. This Standard surpasses many existing health and safety standards because it has been developed by a committee of occupational health and safety experts.




ISO 14001 Environmental Management is the International Standard for Environmental Management Systems (EMS).

It was designed by the International Organisation for Standardisation (ISO) to help businesses and other organisations reduce their environmental impact.

Customer Services

At Cladco Profiles, our staff are highly trained to perform outstanding customer service at any opportunity, ensuring no problem is left unsolved. We believe in the quality of our products and offer Sample services so you can see the products before committing to purchase.

Call 01837 659901



Sample Swatches

Want to see the quality, colours and finish of our Roofing products before purchasing? Order Samples from our website with a choice of 19 colours available.



Installation Guides


Easy-to-follow Installation Guides can be found on the website for all Roofing Sheet Profiles, as well as Installation Videos on YouTube.

Cladco Decking available

We are also the UK's Leading Supplier of Composite Decking, providing a range of Wall Cladding, Fencing, Balustrade and Accessories for any outdoor project. Please visit our other website to find out more.



www.cladcodecking.co.uk



Roofing Calculator


Unsure of the quantity of Roofing Sheets you may need? Our Roofing Calculator on the website

will be able to work out how many Sheets and Flashings you require, and provide you with a quote.



We are constantly reviewing the way we work and setting new targets to ensure that, as a business, we are being as environmentally friendly as we can. One example is, since 2019, 50% of our forklifts are electric, charged using energy produced from the solar panels on our warehouse roof.

For more information on our environmental journey please visit our website: www.cladcodecking.co.uk/cladco-environmental



Quality Of Manufacture

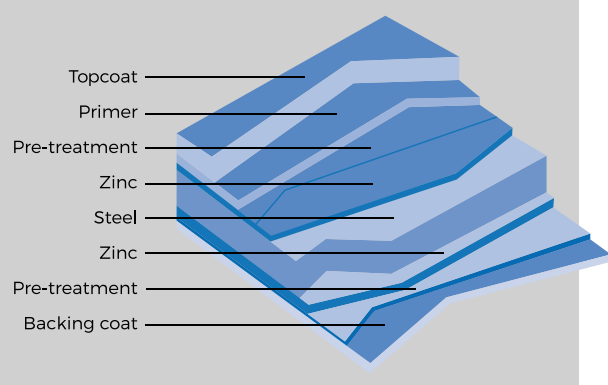
All items are custom-made to order requirements and manufactured in our warehouse in Devon.

The coating steel strip we make into our products is produced in accordance with a strict series of quality standards by leading suppliers, giving us traceability and quality control. All of our Profiled Sheeting and Purlin products have been independently tested to current CE EN 14782 requirements.

The durability of this material is dependant on the Galvanised and protective coatings directly applied to the steel substrate. As a material, steel has long been used in building and has the added benefit of being recyclable.

To produce high-quality, pre-coated Sheeting, a system of multi-layer coatings is applied to zinc coated, high-tensile steel strips and oven-cured to ensure optimum adhesion. This gives each of our Sheets excellent resistance and climatic protection, together with abrasion resistance and high strength.

Our Sheeting is available in 0.5mm and 0.7mm thicknesses, and in 200 micron PVC Plastisol, 25 micron Polyester Paint, Prelaq Mica, or plain Galvanised coatings, suitable for all types of agricultural, industrial and commercial buildings.



PVC Plastisol Coated

A pre-finished steel sheet with a 200 micron thick coating of high-quality PVC Plastisol with an embossed leather grain finish. This gives long life, typically 15 to 25 years to first maintenance or repaint, with a life in excess of 40 years in normal environments, and with a high resistance to scratching and damage.

Polyester Paint Coated

A 25 micron thick, smooth enamel coating, economic to use and gives excellent weather resistance. Typically 8 to 12 years to first maintenance or repaint, with a life in excess of 20 years in normal environments, but only a moderate resistance to scratching.

Both Coating types are available in an extensive range of colours, where choice and aesthetic appeal can be matched to environmental and performance requirements. Both types use a light grey enamel coating on the reverse side.

Prelaq Mica

Prelaq Mica product is manufactured according to the BT patent (Bio-based Technology), therefore holds a high environmental position. In BT coating, a substantial portion of the traditional fossil oil is replaced by Swedish rapeseed oil, which is unique on the market. SSAB holds a worldwide patent for this coating technology.

The thickness of the Prelaq Mica coating is optimized for wear resistance, weathering resistance and low resource consumption. Prelaq Mica possesses excellent colour retention and also provides good protection against corrosion.

Dripstop Condensation Control

Dripstop anti-condensation adhesive felt membrane is available with all our Roofing Sheet Profiles and is applied to the reverse of the Sheet during manufacturing. Dripstop is a condensation control membrane which is a proven solution to stop drips forming in conditions of high humidity.



“

We always insist on Cladco Plastisol steel roof Sheeting because we only use the best possible materials in the construction of our garden buildings. The quality and service we receive from Cladco is excellent.”

John, Customer


Polyester Paint Chart



Slate Blue
BS18B29




Juniper Green
BS12B29



White
BS00E55




Black
BS00E53




Light Grey
BS00A09

PVC Plastisol Chart



Anthracite
RAL7016



Black
BS00E53




Chestnut
BS04C39



Goosewing
Grey
BS10A05



Slate Blue
BS18B29



Vandyke
Brown
BS08B29



Merlin Grey
BS18B25




Juniper
Green
BS12B29



Moorland
Green
BS12B21



Olive Green
BS12B27



White
BS00E55

Prelaq Mica



Copper
Brown
BSO4C39



Graphite
Grey
RAL7016



Black
RAL9005

Please note: colours are for guidance purposes only. The actual colour may vary from image supplied. Numbers represent nearest BS/RAL reference. If you would like to see the actual colour before purchasing, please contact us for a free swatch sample. Not all colour variations are available on all thicknesses. Please contact us to find out more.



Galvanised

Further information can be obtained by calling our Customer Service Team on **01837 659901**

Dripstop Condensation Control

Dripstop Anti-Condensation Membrane

We can supply our Profiled Sheets with Dripstop anti-condensation membrane applied on the reverse, as a proven way of stopping Sheets dripping with condensation in conditions of high humidity.

Dripstop membrane on the reverse of the Sheet works by providing a medium for trapping moisture in the fibre pockets formed in the polyester felt membrane. Dripstop holds the moisture until conditions go back below the dew point, when moisture is then released back into the air as humidity.

Dripstop is self-adhesive and applied to the metal panel in the profiling process. The membrane is resistant to ageing, and provides an additional layer of protection for your roof.



Reduces damage from dripping or running condensation



Applied directly to the Sheet during manufacturing



Provides an additional layer of protection for your roof



Easy to clean and low-maintenance



Dripstop is available on all profiles

Condensation

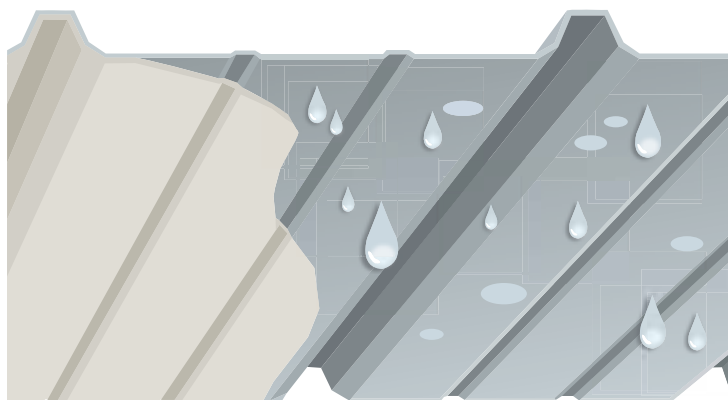
Condensation can occur when warm, moist air inside a building comes into contact with cold surfaces. This occurs on the underside of the roof in un-insulated, single-skin metal buildings during the winter, and on clear nights when the temperature of the roof's surface is lowered due to night sky radiation. Condensation can run down the roof and collect on, or within, the fabric of the building where it can cause rust, rot or damage, and may also drip from the roof.

Dripstop Condensation Control

Dripstop is a membrane designed to reduce damage from dripping or running condensation on metal roofs in buildings with moderate to high levels of humidity and low ventilation.

Dripstop controls condensation in an environment where you get cyclical condensation occurring. It does not completely prevent condensation and feels damp to the touch when working correctly. **For Dripstop to work effectively, the building must be adequately ventilated to allow the material to dry out between each cycle.**

The Dripstop membrane absorbs and holds condensation until it can evaporate while insulating the sheeting and preventing drips from the underside of the roof, further reducing the formation of condensation.



DRIPSTOP

“

Cladco has been so helpful from start to finish with my recent project, even down to helping me choose the colour of the Roofing Sheet. Thank you, Cladco.”

Katie, Customer

Benefits Of Dripstop

- Holds condensation safely until it evaporates
- Prevents condensate dripping from the underside of the roof
- Formation of condensation is slowed by insulating the sheeting
- Dripstop offers resistance to acids, hydroxides and sulphides and does not support the growth of mould or bacteria

“For best results, we recommend the roof pitch is a minimum of 10°.”



SCAN ME

32/1000 Box Profile Sheets

Lighter With A Lower Profile And Attractive Appearance

Cladco Profiles 32/1000 trapezoidal, sometimes referred to as Box Profile single-skin Sheet, gives robust Sheet strength with six profiles of 200mm pitch across the Sheet width and 32mm profile height.

Some users prefer the appearance of this Box Profile as it has lower and fewer profiles. Made from 1220mm coated steel strip and gives 1000mm actual width cover when lapped.

Available in 0.7mm and 0.5mm Sheet thicknesses, and PVC Plastisol, Polyester Paint and plain Galvanised coatings.

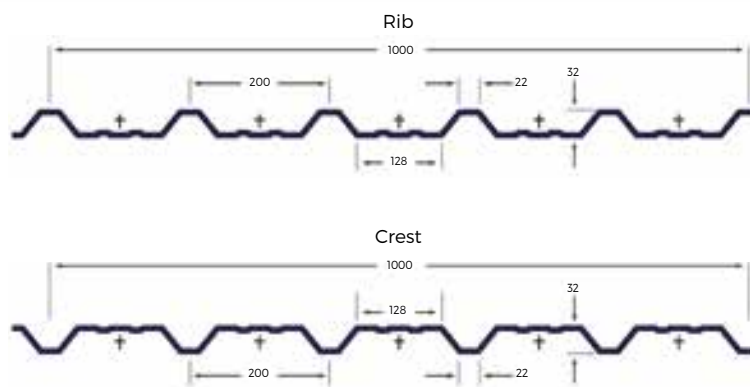

Applications

Industrial, agricultural, commercial, and domestic roofing and cladding.

Can be used as single-skin sheeting, over clad of an existing roof, or part of a built-up insulated system.



Colour swatch sample available, please visit the website to purchase.



Permissible downward (imposed) loads in kN/m²

Sheet thickness	Weight kg/m ²	Span Condition	Span mm									
			1200	1400	1600	1800	2000	2200	2400	2600	2800	3000
0.50mm	4.78	Single	3.49	2.52	1.91	1.37	0.99	-	-	-	-	-
		Double	2.58	2	1.6	1.3	1.09	0.92	0.79	-	-	-
		Multi	3.15	2.45	1.96	1.6	1.34	1.13	0.86	-	-	-
0.70mm	6.22	Single	5.77	4.17	2.74	1.9	1.37	1.02	0.78	-	-	-
		Double	4.12	3.18	2.53	2.06	1.72	1.45	1.2	0.94	0.75	-
		Multi	5.04	3.9	3.11	2.54	2.11	1.57	1.2	0.94	0.75	-

Permissible wind uplifts (negative) loads in kN/m²

Sheet thickness	Weight kg/m ²	Span Condition	Span mm									
			1200	1400	1600	1800	2000	2200	2400	2600	2800	3000
0.50mm	4.78	Single	3.62	2.62	1.98	1.52	1.1	0.82	-	-	-	-
		Double	2.52	1.95	1.56	1.27	1.06	0.89	0.77	-	-	-
		Multi	3.09	2.39	1.91	1.56	1.3	1.1	0.94	0.82	-	-
0.70mm	6.22	Single	5.58	4.03	3.05	2.14	1.54	1.15	0.88	-	-	-
		Double	4.2	3.24	2.59	2.11	1.76	1.48	1.27	1.1	0.96	0.8
		Multi	5.13	3.98	3.18	2.6	2.16	1.83	1.57	1.25	0.99	0.8

Specification

Application	Wall or Roof
External Finish	PVC Plastisol, Polyester Paint, or Galvanised
Internal Finish	Light Grey Polyester or Galvanised
External Face	Profiled 32/1000, 32mm profile height, 200mm pitch centres
Standard Width	1000mm when lapped
Max Length	9m in 0.7mm thickness - 7m in 0.5mm thickness
Minimum Pitch	4 degrees
Gauge Thickness	0.7mm and 0.5mm
Weight	0.7mm thickness - 6.9kg/m ² , 0.5mm thickness - 6.6kg/m ²

When used in roof applications, construction can be safely undertaken down to a 4 degree pitch using conventional through sheet, self-drilling fasteners in lower parts of the Profile. Roof Lights, Fixings, Trims and Flashings complete the system, offering robust, cost-effective sheet cladding.



**Cut To
Custom
Lengths**



**Easy To
Install And
Handle**

“

Cladco staff were very helpful when ordering our Roofing Sheets. We were able to have colour swatch samples sent, which made choosing the colour easy.”

Sheila, Customer

Benefits Of 32/1000 Box Profile Sheetting

- A strong industrial profile
- Can be manufactured to specific lengths
- Available in a range of colours to suit
- Lightweight and easy to fit
- Independently tested to current CE EN 14782 requirements
- Complementary Flashings are available

AVAILABLE WITH



SCAN ME

34/1000 Box Profile Sheets

Our Strongest And Most Popular Sheet

Cladco Profiles 34/1000 trapezoidal Sheets, sometimes referred to as Box Profile single-skin Sheet, gives maximum strength with seven rigid profiles of 166mm pitch across the Sheet width and 34mm profile height. This profile is made from wider coated steel strips to give a secure weatherproof lap and gives 1000mm actual width cover when lapped.

Available in 0.7mm and 0.5mm Sheet thicknesses, and PVC Plastisol, Polyester Paint and Galvanised coatings. Also available with Dripstop anti-condensation membrane on reverse. This is by far our most popular profile.

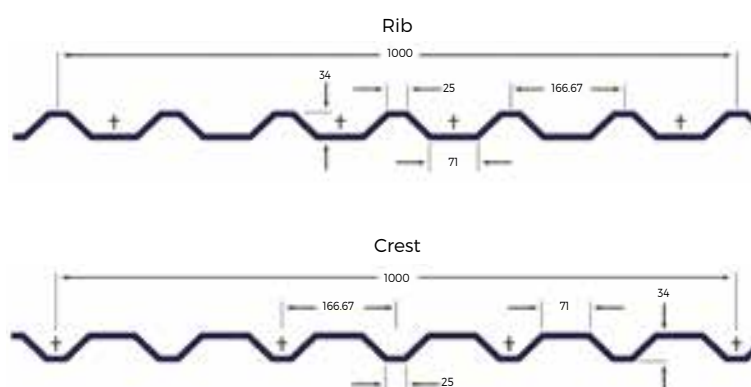
Applications

Industrial, agricultural, commercial and domestic roofing and cladding.

Can be used as single-skin sheeting, over clad of an existing roof, or part of a built-up insulated system.



Colour swatch sample available, please visit the website to purchase.



Permissible downward (imposed) loads in kN/m2

Sheet thickness	Weight kg/m2	Span Condition	Span mm									
			1200	1400	1600	1800	2000	2200	2400	2600	2800	3000
0.50mm	4.78	Single	3.49	2.52	1.91	1.37	0.99	-	-	-	-	-
		Double	2.58	2	1.6	1.3	1.09	0.92	0.79	-	-	-
		Multi	3.15	2.45	1.96	1.6	1.34	1.13	0.86	-	-	-
0.70mm	6.22	Single	5.77	4.17	2.74	1.9	1.37	1.02	0.78	-	-	-
		Double	4.12	3.18	2.53	2.06	1.72	1.45	1.2	0.94	0.75	-
		Multi	5.04	3.9	3.11	2.54	2.11	1.57	1.2	0.94	0.75	-

Permissible wind uplifts (negative) loads in kN/m2

Sheet thickness	Weight kg/m2	Span Condition	Span mm									
			1200	1400	1600	1800	2000	2200	2400	2600	2800	3000
0.50mm	4.78	Single	3.62	2.62	1.98	1.52	1.1	0.82	-	-	-	-
		Double	2.52	1.95	1.56	1.27	1.06	0.89	0.77	-	-	-
		Multi	3.09	2.39	1.91	1.56	1.3	1.1	0.94	0.82	-	-
0.70mm	6.22	Single	5.58	4.03	3.05	2.14	1.54	1.15	0.88	-	-	-
		Double	4.2	3.24	2.59	2.11	1.76	1.48	1.27	1.1	0.96	0.8
		Multi	5.13	3.98	3.18	2.6	2.16	1.83	1.57	1.25	0.99	0.8

Specification

Application	Wall or Roof
External Finish	PVC Plastisol, Polyester Paint, or Galvanised
Internal Finish	Light Grey Polyester or Galvanised
External Face	Profiled 34/1000, 34mm profile height, 166mm pitch centres
Standard Width	1000mm when lapped
Max Length	9m in 0.7mm thickness - 7m in 0.5mm thickness
Minimum Pitch	4 degrees
Gauge Thickness	0.5mm and 0.7mm
Weight	0.5mm thickness - 4.78kg/m2, 0.7mm thickness - 6.22kg/m2

When used in roof applications, construction can be safely undertaken down to a 4 degree pitch using conventional through sheet, self-drilling fasteners in lower parts of the Profile. Roof Lights, Fixings, Trims and Flashings complete the system, offering robust, cost-effective sheet cladding.



**Cut To
Custom
Lengths**



**Easy To
Install And
Handle**

“

My order was dispatched and delivered very quickly. The delivery driver was very kind and drove to where we wanted the items delivered. The roof was easy to install and looks great! Thanks so much.”

Dave, Customer

Benefits Of 34/1000 Box Profile Sheet

- Economic sheeting in a robust, rigid profile that offers high strength
- Manufactured to long lengths
- Lightweight profile
- Fast and easy to fit
- Available in a range of traditional colours
- Independently tested to current CE EN 14782 requirements

AVAILABLE WITH



13/3 Corrugated Profile Sheets

A Traditional Corrugated Sheet Profile

Cladco Profiles traditional 13/3 Corrugated Sheets feature 13 round corrugations of 76mm per corrugation, giving 990mm Sheet cover when lapped.

Available in 0.7mm and 0.5mm Sheet thicknesses, in PVC Plastisol, Polyester Paint and Galvanised coatings, it is also available with Dripstop anti-condensation membrane on reverse.

This traditional Corrugated Profile has been used for over a century.

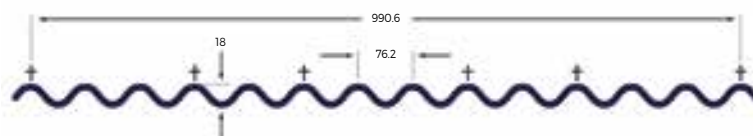
Applications

Industrial, agricultural, commercial and domestic roofing and cladding.

Can be used as single-skin sheeting and cladding, over clad of an existing roof or part of a built-up, insulated system.



Colour swatch sample available, please visit the website to purchase.



Permissible downward (imposed) loads in kN/m²

Sheet thickness	Weight kg/m ²	Span Condition	Span mm						
			600	800	1000	1200	1400	1600	1800
0.50mm	4.78	Single	9.32	4.51	2.19	1.22	0.75	-	-
		Double	5.93	3.66	2.49	1.81	1.25	0.82	-
		Multi	7.33	4.54	3.09	2.04	1.25	0.82	-
0.70mm	6.22	Single	12.3	5.91	2.87	1.6	0.99	-	-
		Double	8.36	5.1	3.44	2.48	1.64	1.08	0.75
		Multi	10.4	6.36	4.29	2.67	1.64	1.08	0.75

Permissible wind uplifts (negative) loads in kN/m²

Sheet thickness	Weight kg/m ²	Span Condition	Span mm						
			600	800	1000	1200	1400	1600	1800
0.50mm	4.78	Single	9.32	4.94	2.92	1.63	1	-	-
		Double	5.93	3.66	2.49	1.81	1.37	1.08	0.76
		Multi	7.33	4.54	3.09	2.24	1.67	1.1	0.76
0.70mm	6.22	Single	5.58	4.03	3.05	2.14	1.54	1.15	-
		Double	8.36	5.1	3.44	2.48	1.87	1.44	1
		Multi	10.4	6.36	4.29	3.1	2.19	1.44	1



Please note we do not manufacture curved Sheets

Specification

Application	Wall or Roof
External Finish	PVC Plastisol, Polyester Paint, or Galvanised
Internal Finish	Grey Polyester or Galvanised
External Face	Corrugated 13/3 profile (13 profiles of 3 inches when lapped), 18mm profile height, 76mm pitch centres
Standard Width	990mm when lapped
Max Length	6m in 0.7mm thickness - 5m in 0.5mm thickness
Minimum Pitch	10 degrees
Gauge Thickness	0.5mm and 0.7mm
Weight	0.5mm thickness - 4.78kg/m ² , 0.7mm thickness - 6.22kg/m ²

When used in roof applications, construction can be safely undertaken down to a 10 degree pitch using conventional nail or self-drilling screw fixings on top of Corrugated Profile. Roof Lights, Fixings, Trims and Flashings complete the system, offering cost-effective, traditional Corrugated sheet cladding.



Cut To
Custom
Lengths



Easy To
Install And
Handle

“

We used Cladco Corrugated Sheets on our garden shed and were so pleased with the quality. The Sheets are made to length and were made in just a few days. Really impressed!”

Angela, Customer



Benefits Of 13/3 Corrugated Profile

- Robust, cost-effective sheeting giving a traditional look
- Lightweight profile
- Fast and easy to fit
- Available in a range of traditional colours
- Independently tested to current CE EN 14782 requirements

AVAILABLE WITH



41/1000 Tile Form Sheets

Elegant Appearance With The Benefits Of Coated Steel

Cladco Profiles Tile Form is the classic pantile metal sheeting that gives the appearance of traditional clay tiles. Tile Form Sheets give a standard 1000mm width cover when lapped and are available in custom lengths up to five metres.

Single Sheet thickness of 0.6mm and a coloured Prelaq Mica coating is available for the external face, with three colours available: Black, Copper Brown or Graphite Grey.

Applications

Industrial, agricultural, commercial and domestic roof sheeting.

Can be used as single-skin sheeting, over clad of an existing roof or part of a built up, insulated system.



Colour swatch sample available, please visit the website to purchase.



Black



Graphite Grey



Copper Brown

Specification

Application	Roof
External Finish	Prelaq Mica Coating
Internal Finish	Grey Polyester
External Face	41/1000 tile sheet, 41mm profile height, 200mm pitch
Standard Width	1000mm when lapped
Max Length	5m
Minimum Pitch	12 degrees
Gauge Thickness	0.6mm
Weight	5.9kg/m ²
Recommended purlin spacing	600mm

When used in roof applications, construction can be safely undertaken down to a 12 degree pitch using conventional self-drilling TEK screw fasteners at lower points of the Profile into purlin supports. Fixings, Trims and Flashings complete the system, offering cost-effective, traditional sheet cladding with a roof tile appearance.



**Cut To
Custom
Lengths**



**Easy To
Install And
Handle**



I ordered Cladco Roofing Sheets online and the customer service was brilliant. I had ordered the wrong screws but Cladco staff picked up on this and rectified immediately for me. Really impressed with the Sheet quality and delivery service. Spot on!"

Daniel, Customer



Benefits Of 41/1000 Tile Form Profile

- A strong roof cover requiring little maintenance while providing an efficient way to create a traditional roof appearance with the benefits of modern coated steel
- This elegant steel sheet looks great on new buildings and blends beautifully into older, architecturally sensitive areas
- Lightweight, fast and simple to fit, in a choice of three colours for a solid, attractive and long-lasting roof
- Independently tested to current CE EN 14782 requirements



SCAN ME

Cladco Profiles Tile Form Sheetting uses Greencoat colour coated steel, an eco friendly long-lasting material which is superior to other materials, meaning your new roof will last longer. For more information on Greencoat materials, please see the website www.ssab.com/products/brands/greencoat/why-ssab-steel

AVAILABLE WITH



32/1000 Insulated Panels

Cladco Profiles Insulated Panels are suitable for both roofing and cladding projects. Designed with a composite core and wide-spaced trapezoidal steel construction, the Insulated Panels offer optimal water drainage and strength performance.

Manufactured with a high-quality, pre-finished metallic coating and available in the popular Goosewing Grey colour, Panels are available in various lengths, from 2.5 metres up to 5 metres, to suit your project.

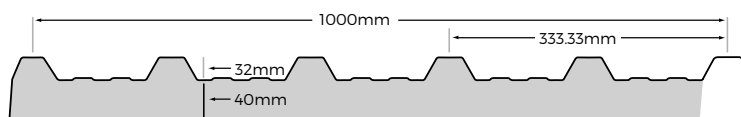
Insulated Panels boast a highly consistent insulation performance, with outstanding colour retention and corrosion resistance for longevity.

Each Panel can be installed down to a 4-degree pitch and provides a 1000mm standard width cover when lapped.

Insulated Panels can be carefully cut at ground level using a jigsaw for small cutouts and a circular saw with a fine-tooth blade for long straight cuts.



SCAN ME



32/1000 profiled sheet

Suitable for roofing or side cladding (32mm height, 25mm cut-back giving 1000mm actual width coverage when lapped).
Pre-finished metallic coating in Goosewing Grey colour.



Fire-resistance of 4hrs integrity (when using 32/1000 sheets)



Withstand heavy loads such as solar panels, sheeting and tiles



Reduced risk of water penetration



Heat regulation

Specification

Application	Wall or Roof
External Finish	Pre-finished steel coating
External Face	333 Profile, 32mm profile height, 333mm pitch centres
Standard Width	1000mm when lapped
Available Length	2.5m, 3m, 3.5m, 4m, 5m
Minimum Pitch	4 degrees
Thickness	40mm
Cutback	25mm
Weight per Panel	24.75kg, 29.70kg, 34.65kg, 39.6kg, 49.5kg

When used in roof applications, construction can be safely undertaken down to a 4-degree pitch, using stainless steel self-drilling screws with a thread free zone and 19mm sealing washers. All cutting should be performed safely on a flat and level surface.

Flat Sheets


Cladco Profiles Flat Sheets can be used in a variety of ways, from lining the bottom of a trailer bed to making your own custom flashings. Made from high-quality roofing materials and incorporating multi-layer coatings to provide excellent corrosion and climatic protection.

Galvanised steel is the ideal material for Cladco Profiles Roofing Sheets, thanks to its excellent resistant properties against wind, heat, rain and snow, as well as rust, staining and corrosion. Galvanised steel should not rust or corrode due to its reactive, protective elements, guarding itself against natural breakdown by forming a passive corrosion layer.

Find out more about Cladco Profiles Flat Sheets and how they could benefit your project, by contacting us directly.



Colour swatch sample available, please visit the website to purchase.



Suitable to be made into Flashings



Easy to install and handle



0.6mm and 0.7mm thicknesses



Various finishes available

Specification

Application	Various
External Finish	PVC Plastisol, Polyester Paint, Prelaq Mica or Galvanised
Standard Width	1240mm
Length	3m
Thickness	0.6mm and 0.7mm

Flat Sheets can be fastened with self-drilling screw fixings and offer a cost-effective, versatile sheeting material for Flashings, cladding, roofs and more.

Roofing Installation Guide

32/1000 Box Profile Sheets



Before You Get Started

Working out the Sheets, Flashings, Fixings and Fillers that are needed for a job can be difficult. If you let us know the details of your roof we can help you figure out what you need and ensure that you place the right order. Remember that Sheets and Flashings are often fabricated to order and it could be one to two weeks before you take receipt of your order. Make sure your plans allow for a suitable lead time prior to delivery.

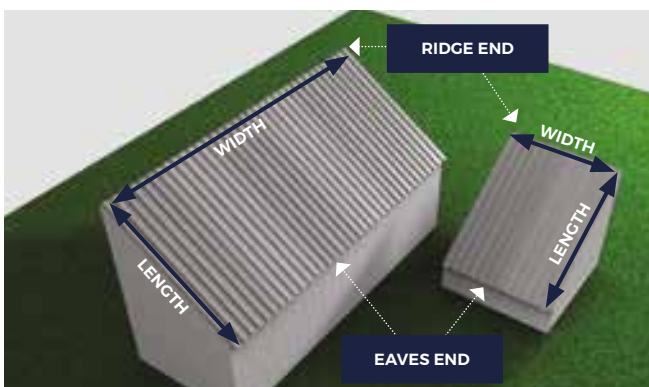
UK law requires employers and self-employed contractors to formally assess the risks associated with each roofing job and, before starting their work, to plan and organise their work so that it is carried out in a safe manner. Further information on this and working at heights, other applicable legislative requirements can be found by visiting the Health and Safety Executive's website www.hse.gov.uk. Receipt of goods, such as Sheets and Flashings, are bundled together and shipped in packs that are heavy and awkward to handle, making delivery worth the extra expense. Upon receipt of your order, check that your goods are correct and consistent with the accompanying delivery note. Any issues should be reported to us immediately by phoning our **Customer Service Team** on **01837 659901**. Two people may be able to lift a single Sheet at a time off a delivery truck, depending on their own physical ability and weather conditions. This will also depend on the length of Sheet and weight. The weight of Sheets are given on the website. Extra care should be taken in windy or exposed areas. The edges of Sheets and Flashings can be sharp so remember to wear protective gloves with rubber palms for grip.

For other installation guides visit www.cladco.co.uk


For your safety

Roofing work can be hazardous. Caution should be exercised and appropriate safety precautions taken including the wearing of suitable protective gloves, clothing, footwear and hard hat.

Care should be taken when handling Sheets to prevent damage and injury during installation. If possible, mechanical handling equipment should be used. Dragging a Sheet's edge across another when unloading may cause scratching of the Sheet below, so make sure the Sheet is lifted clear and not dragged. Any packaging should be removed before lifting Sheets onto a roof.



1 A single slope roof sometimes referred to as mono pitch or lean-to roof. When working out your sheeting requirements, we require the length and width as shown in the diagram for us to be able to help you with a quotation. A width measurement is used to calculate the number of Sheets required. The length measurement is used to calculate the length of Sheets required.



2 Apex roofs are separated by a central ridge. As per the diagram we require the length of Sheet from ridge to eaves and the ridge length to calculate your requirements. You will need to measure both sides of the roof as the building/roof can vary in size from side to side. If the apex is uneven, ridge to eaves will need to be measured on both sides.

TOP TIP When measuring your roof always measure in more than one place to ensure your roof is square. If you find you have different measurements, always order your Sheets to the longest length.



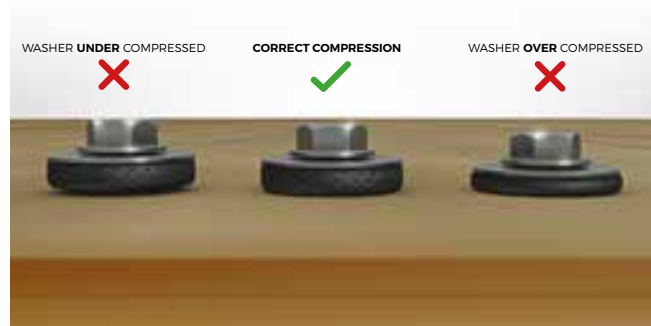
3 The minimum pitch needed for Box Profile Sheets is 4 degrees. If in doubt consult an engineer. The purlin spaces on average should be a maximum of 1.2m apart, however if using 0.5mm for the roof (which is normally used for side sheeting) you would need to reduce purlin spaces to no more than 1m apart. Please note, these are recommended spacings but always seek advice from a structural engineer before installing.




4 When installing the Box Profile Sheets you may wish to lay the Sheets on the roof before fixing to ensure the overlap is sufficient. Sheets should be overlapped by a minimum of one profile when laid side by side. Colour Caps can be used to cover the silver screw head and matched to the Roofing Sheet colour.



5 When fixing your Box Profile Sheets it's imperative they are fixed at the valley point. We recommend using TF32-S19 screws which are self-drilling and self-sealing. Please see image above.



6 TOP TIP Do not over-tighten or under-tighten your screws as this can affect the performance of the washer and prevent it from sealing correctly. See diagram above.



7 Colour Caps can be used to match or contrast with the roof sheeting you are using. They provide an effective way of hiding the silver screws from view.



8 Once you have installed the final Sheet you can use Cladco Flashings for the sides and apex. Barges are used on the edges to help seal the building and provide an aesthetically pleasing affect. Please note when joining or laying Sheets, there needs to be a minimum overlap of 200mm on barges. Our 22mm Stitcher Screws are advised for securing Flashings in place.




9 Ridge Flashings are used for the ridge on an apex roof, whereas for a single slope roof you may need to use a Custom Flashing. To fit the Ridge, use Stitcher Screws into the Flashing and onto the Sheets. Lay ridge caps from the opposite end of the roof to the direction of prevailing wind. Each Ridge should be overlapped by a minimum of 200mm.




10 We usually recommend Ridge caps are fixed using self-drilling TEK Type Stitching Screws to the high point of each profile they cover and through the appropriate Ridge Filler, if one is being used. This helps ensure a weather resistant seal to prevent birds and vermin as well as water from entering the building. Ridge and Barge Flashings can be made to match your Cladco Roofing Sheets.

Commercial Building And Two Sheet Runs



1 The minimum pitch needed for Box Profile Sheets is four degrees. On a two Sheet run remember to have a purlin under the overlap, as shown. These are guides and it depends on your roof construction and pitch. If in doubt consult an engineer. Purlin spaces using 7mm thick Sheets should be approximately 1.2m apart. Purlin spaces using 5mm thick Sheets should be approximately 1m apart.



2 For a two Sheet run, Sheets should be laid in a particular order to the prevailing wind. Start at the eaves and in the corner away from the direction of the prevailing wind (this will help to prevent side laps facing into the wind and water ingress). If the first Sheet is not laid perpendicular to the eaves and ridge, adjustments will have to be regularly made when laying other Sheets and a 'saw tooth' effect at the eaves will be seen.



3 Custom Flashings can be made for projects to match the steel sheeting we offer. Flashings can provide weatherproofing to the building particularly at the ridge where two Sheets meet.



4 Sheets must be overlapped by a minimum of 250mm where the two Sheets meet. Roof Lights can be installed between the Sheets but must have Sheets either side for support. Sheets should overlap side by side by at least one profile.



5 Sheets should be overlapped by the next Sheet in the run by at least one profile ('side laps'). Adjacent runs of Sheets should overlap each other by at least 250mm ('end laps'). Please note, we can only supply a maximum of nine metres. If you require a longer length, it's recommended to do a two Sheet run.



6 Barge Flashings can be used to seal and finish off the ends of your roofing project. Flashings can ensure the building is watertight and prevent birds and water from entering the building. It is good practice to use Mastic Lapping Tape and Stitching Screws to ensure a robust weather-resistant join on side laps.



7 Stitcher Screws are recommended to secure Flashings. Screws should be no more than 400mm apart when securing the Flashing. Colour Caps can be used to conceal the top of the screw head.



8 Fillers can help ensure a robust weather resistant seal, to prevent birds and vermin as well as water from entering the building. An eaves Filler strip is designed to go under a Sheet, while an opposite Ridge Filler strip is designed to go over a Sheet. All Foam Filler strips should be bonded to the pans or valleys of the sheeting with a flexible, waterproof silicone sealant and should be continuous over the entire width of the sheeting.



9 Roof Lights can be added to a project to increase the natural light coming into a building. Roof Lights have a translucent rate of 80% and can be used between Roofing Sheets. Please note, Roof Lights must be supported either with steel Sheets and appropriate purlin supports.



10 Finish your project by installing the Ridge Flashing along the centre where two Sheets meet. You can then install guttering or fascia as required.

TOP TIP Clean the roof of any debris whilst fixing the Sheets down. This will prevent it from burning through the coating on the Sheet.

GRP Roof Lights

Fast and easy to fit Roof Lights will let natural daylight in whilst offering protection against ultraviolet rays

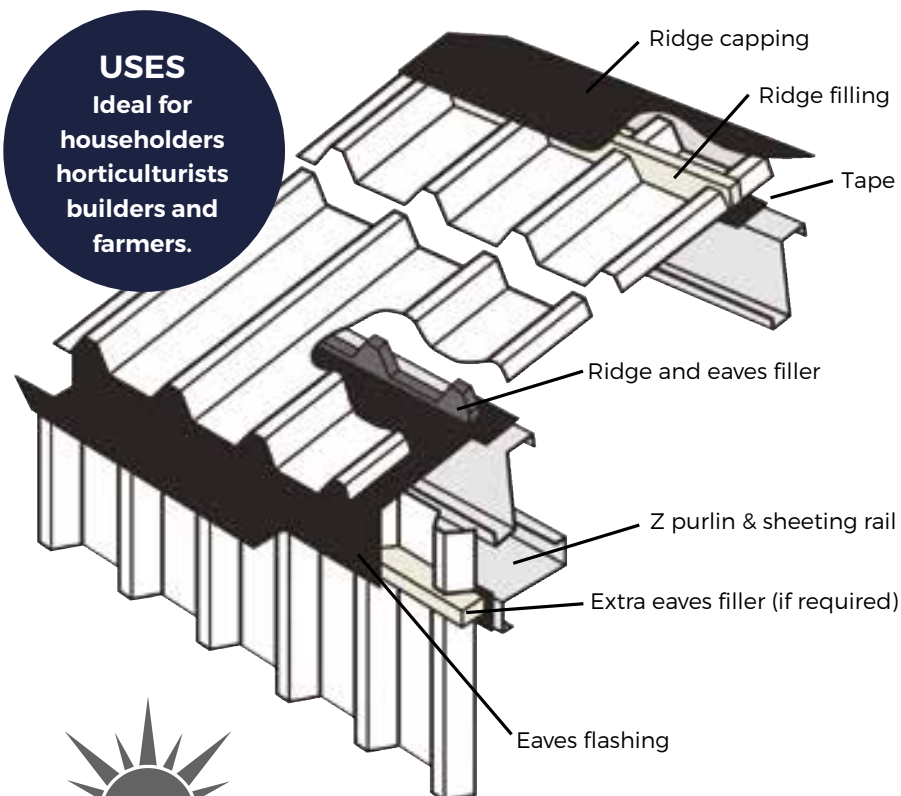


To let natural daylight into a sheeted building you can replace some of the metal Sheet panels with Roof Lights, translucent Sheets made of GRP (glass reinforced plastic), to match our Sheet Profiles detailed on the previous pages.


Translucent Roof Lights are made from high-grade GRP glass fibre and are 1.5mm thick offering extremely high impact resistance, minimising the risk of breakage. Roof Lights let in diffused daylight at a transmission rate of over 80% and give excellent flexibility and light stability.

The protective polyester film bonded to both surfaces prevents moss and lichen growth and discolouration, as well as offering protection against the degrading effects of ultra-violet rays in natural sunlight.

GRP Roof Lights are also suitable for carports, canopies, walkways and screens. Lengths from 2.5 metres to 5 metres are available, and independently drop tested and fire tested.



USES
Ideal for
householders
horticulturists
builders and
farmers.



Diffused daylight at a
transmission rate of over 80%



34/1000 Profile Glass Reinforced Plastic (Fibreglass) Roof Lights

Translucent lightweight GRP Sheets that let in diffused daylight at an 80% transmission rate. Width and profile to match that of 34/1000 Box Profile Sheets. Available in a range of lengths, a resin enriched gel coat finish protects against the effects of UV radiation and gives a long life expectancy in excess of 15 years.



Corrugated Profile Glass Reinforced Plastic (Fibreglass) Roof Lights

Use with 13/3 Corrugated Profile Sheets or on their own. Made from translucent GRP of 1.5mm thickness, these Sheets let in daylight at a transmission rate of over 80%. Width and profile to match that of 13/3 Corrugated Profile metal Sheets and available in a range of lengths. A resin enriched gel coat finish protects against the effects of UV radiation and gives a long life expectancy in excess of 15 years.



32/1000 Profile Glass Reinforced Plastic (Fibreglass) Roof Lights

Use with 32/1000 Box Profile Sheets or on their own. Translucent lightweight GRP Sheets that let in diffused daylight at an 80% transmission rate. Width and profile to match that of 32/1000 Box Profile Sheets. Available in a range of lengths, and resin enriched gel coat finish protects against the effects of UV radiation and gives a long life expectancy in excess of 15 years.

Benefits Of Our Roof Lights And Translucent Sheets

- Natural daylight with weather protection offering long, maintenance-free life
- Economic sheeting in a robust profile will withstand high winds and hailstones
- Lightweight construction
- Fast and easy to fit, can be fixed and cut with simple tools, no specialised equipment required
- Offers protection against damaging ultra violet rays
- Independently tested to current CE EN 14782 requirements
- Gel coat protects the Sheets to give a long life
- Ideal for plant growing



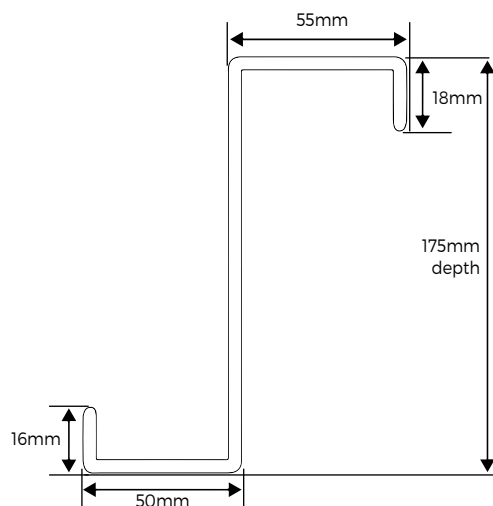
Z Purlins

Made from 1.8mm thick, high tensile Z39 structural-grade Galvanised steel

We manufacture metal Z Purlins for supporting either roof Sheets or vertical wall cladding. Z Purlins are 175mm and our production system enables the accurate manufacturing of metal Z Purlins to lengths of up to nine metres. This traditional well-proven system of Sheet support offers a high degree of strength, flexibility, and weight-saving over timber or hot rolled steel sections, with ease of handling on-site and during installation.

The 175mm Z Purlin profiles are made from 1.8mm thick, Z39 structural grade steel. Purlins are made from high tensile steel with a Galvanised coating for long life so no additional finish is required.

Sections are designed to BS EN 1993-1-3:2006 using analysis and testing and satisfy the requirements of BS5950: Part 5 (1998). We supply sleeves for joining Purlins together and weld, or bolt-on, cleats for joining Purlins to rafters. Z Purlins can be produced for sleeved, double span sleeved, butted and over-lapped Purlin systems.



Benefits of Our Metal Z Purlins

- Manufactured to exact lengths up to 9m
- Made from structural grade Z39 Galvanised steel, 1.8mm in thickness for maximum strength and long life
- Lighter, stronger and cheaper than equivalent timber purlins
- Independently tested to current CE EN 14782 requirements, loading tables available on request



Purlin Cleats

Our Purlin Cleats are designed to be bolted to 175mm Z Purlins to enable you to join the Purlins to the rafters.

Manufactured from high-grade steel with a natural finish, they come pre-drilled with 18mm holes for use with M16 bolts.



Purlin Sleeves

The Z Purlin Sleeves used alongside Z Purlins will give you a lighter, stronger and cheaper way to support your roof Sheets with ease of handling for on-site installations.



Trims And Flashings

Finish off your installation with colour-matched Trims and Flashings



Trims and Flashings are used to finish the ends and corners of a run of Roofing Sheets, helping to protect your building against water intrusion. As well as being an integral component for the performance of your Box Profile, Tile Form or Corrugated roof, Flashings are

also a good opportunity to enhance the aesthetics of your building. We manufacture and supply high-quality, roof edge Flashings made from stainless steel, with a variety of coatings and a great choice of colour options available.



Nordic Ridge Flashing

Used at the apex to cover the join of two Roofing Sheets, Nordic Ridge Flashings are a necessary part of any profiled clad building. Flashings can be made in the same range of colours and finishes as standard sheeting, meaning they can finish off your building to the highest standard.

Standard stock size is 195mm x 195mm and come in 3-metres lengths and 130-degree internal angle, and will flex 10-15 degrees either way, dependent on the angle of your roof.



Ridge Flashing

Used at the apex join of two sides of the roof, Ridge Flashings are a necessary part of any profiled clad building, and with the range and colours that are available can enhance the aesthetics of any structure.

Ridges include a safety welt to increase the strength of the material.

Standard stock size is 200mm x 200mm and 3-metre lengths with a 50-degree pitch and 130-degree internal angle, and are available in various colours and finishes to suit the sheeting.

Flashing shapes can be folded to customers' requirements in 3-metre lengths at short notice.



Barge Flashings / Corner Trims

Used at the end of a run of Sheets to trim and seal off the edge of the roof. We aim to accommodate wherever possible, simply provide the dimensions or drawings of the trim you need folded.

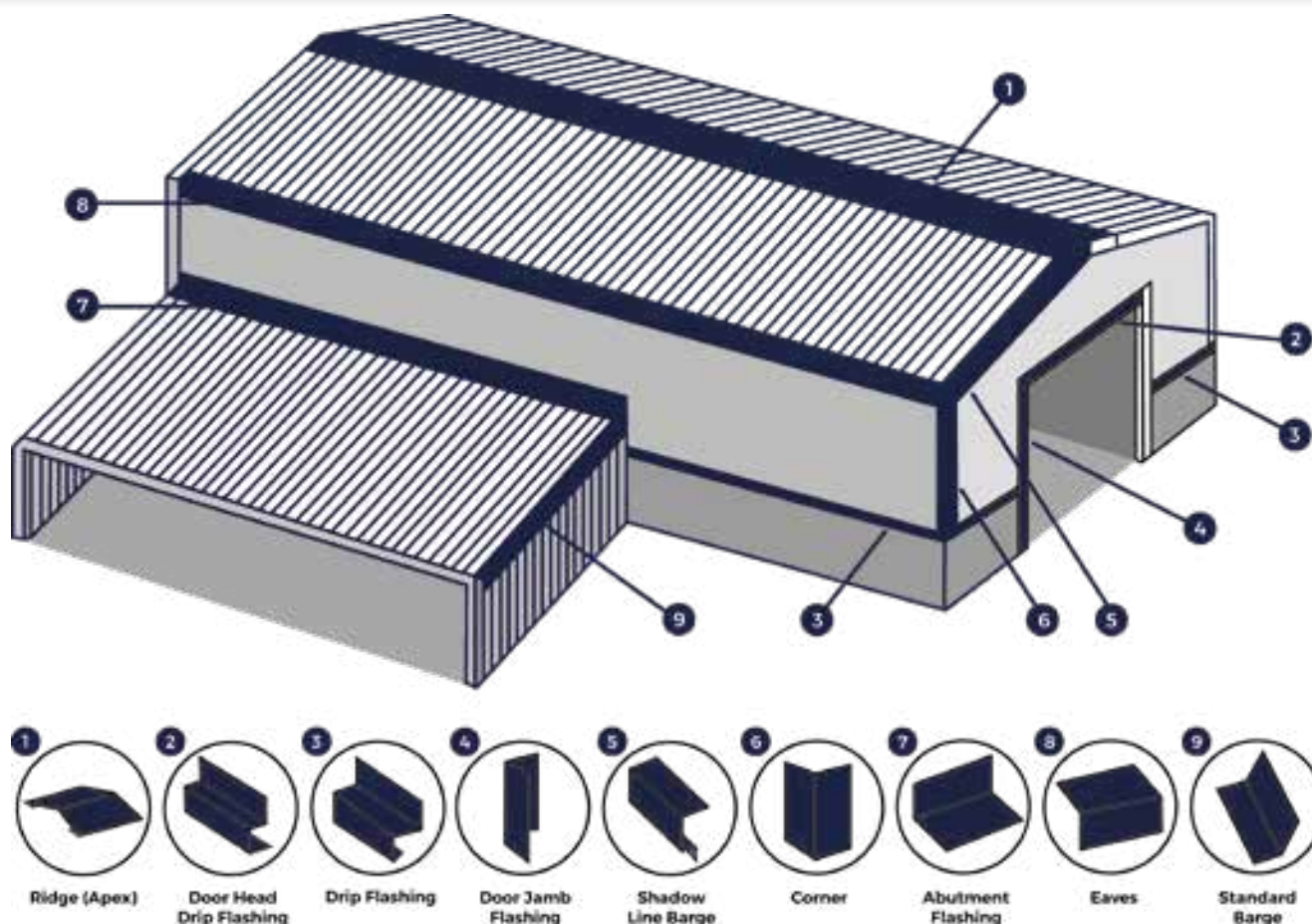
Flashings come with a safety welt to increase strength of the material. Stock Flashings have a 90 degree angle and measure 200mm x 200mm with a 3-metres length.

Flashings are a necessary part of any profiled clad building and with the range and colours that are available can enhance the aesthetics of any structure.



Custom-Made Trims And Flashings

Trims and Flashings can be made bespoke to customers' specifications and dimensions, available in 3-metre lengths using 0.7mm thick Flat Sheets throughout the entire colour range. Available in Polyester Paint, PVC Plastisol, Prelaq Mica, or Galvanised coatings and complete with safety edges, if required. Trims can also be tapered to fit custom valley and guttering systems.



Typical Flashings:

- Ridge Flashings used at the apex join of two sides of a roof
- Barge Flashings or corner trims used at the end of a run of Sheets to trim and seal off the edge of the roof
- Abutment Flashings for sealing the join where the Sheets come off a vertical wall
- Drip trays or sill Flashings to trim the bottom edge of vertical side cladding, or window and door reveals

Custom Flashings can be made to most requirements, simply call our Sales team or visit the website to find out more.





Custom Flashings

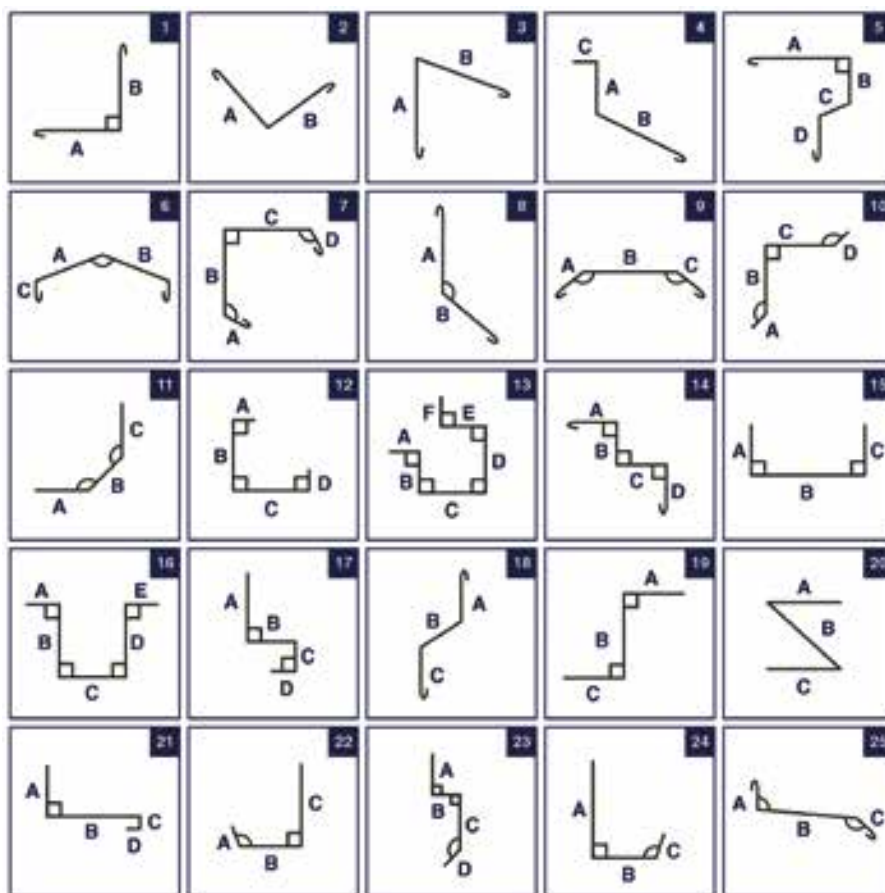
We can design and manufacture Custom Flashings to suit your project. Available in the same colour and finish as your Cladco roof.

Choice Of Coatings

The coated steel strip profiled into Sheets and Flashings is produced by leading suppliers including; Corus, Arcelor and Dobel, giving control over quality and traceability of the material.

Trims and Flashings can be made bespoke to customers' specifications and dimensions in 3-metre lengths using 0.7mm thick Flat Sheets throughout the entire colour range in Polyester Paint, PVC Plastisol, Prelaq Mica, or plain Galvanised steel coatings, complete with safety edges, if required. The maximum width Custom Flashings can be made is up to 1200mm due to the size of the Flat Sheet they are manufactured from.

These images (right) are examples of the types of Flashings that can be produced. Contact us with your requirements. Please include any measurements you have for the Sales team to provide an accurate quotation.



Nordic Ridge Flashing

Fixings And Accessories

We stocks various Screws and Accessories and will help you choose the correct fixings for your project.



Self-drilling TEK type screws with a 5/16th hex head and a stainless steel and neoprene bonded saddle washers are used in the lower section of a Sheet's profile to fix the Sheet to either wood or metal Purlins. Longer screws up to 175mm in length are available for fixing through insulation materials or composite panels.

Self-drilling "stitching" TEK screws are available for fixing trims to Sheets, or sheet to sheet on laps. Colour Caps are used to cover screw heads.



Self-drilling TEK type screw fixings with a 5/16th hexagonal head for attaching Sheets to timber Purlins. Under the screw head is a stainless steel washer and bonded neoprene pad to create a seal with the Sheet.

Select The Screw Most Suitable For Your Application


SHEETING TYPE	WOOD TEK SCREW TYPE
34/1000 Box Profile	TF32-S19
32/1000 Box Profile	TF32-S19
13/3 Corrugated Profile	TF65-BAZ
41/1000 Tile Form Profile	TF32-S19
Sheets with insulation (40mm)	TF80-S19
Sheets with insulation (60mm)	TF105-S19
Sheets with insulation (80mm)	TF125-S19
Sheets with insulation (100mm)	TF150-S19

Colour Caps (Pack of 100)

Available in a range of colours to complement Cladco Roofing Sheets



Black



Anthracite



Vandyke Brown



Slate Blue



Copper Brown



Goosewing Grey




Graphite Grey



Juniper Green



Merlin Grey



Moorland Green



Olive Green



Chestnut



White

Please note this is a guide only.



Timber Frame Screws

Timber Fixings available in sizes 32mm, 45mm, 65mm, 80mm, 95mm, 105mm, 125mm & 150mm.



Light Steel Screws

Fixings for Light Steel available in sizes 25mm, 57mm, 85mm, 115mm & 135mm.



Heavy Steel Screws

Fixings for Heavy Steel available in sizes 38mm, 55mm, 75mm, 105mm & 125mm.




BAZ TEK Screws

For fixing Corrugated Sheets to wood, 65mm long with BAZ washer.



Stitching Screws

22mm screws for stitching Flashings or sheet to sheet.



Mastic Lapping Tape

Lapping Tape for joining side laps or end laps. Available as 9mm x 1.5mm x 30m.



TEK Screw Socket Driver

5/16 hex head drill. TEK Socket Driver tool will ensure you have got the right fitting for TEK screws.



Foam Fillers

Profiled Supaseal 25mm thick and available for all Cladco Roofing Profiles.



Silicone Sealant and Sealant Gun

Silicone elastic low modulus sealant, 310ml, clear. Sealant Gun designed to carry 310ml cartridges. Items sold separately.



Safety Gloves

Suitable for handling metal Sheets and Flashings to protect your hands. Available in three sizes.



Aviation Tin Snips

A safe way to cut Roofing Sheets and Flashings. Made from drop-forged, high-carbon steel.



Soudafoam Gap Filler

Handheld, self-expanding foam filler. Easy to apply around windows and doors and ozone friendly.

Case Study

This warm rural home has a blend of both contemporary, traditional and Scandinavian influences. This home, designed with rural outbuilding roots, has been expertly designed to disappear into the site, with the straight lines and darker pallet of tones in the grey timber cladding and Slate Blue Roofing Sheets. Cladco 34/1000 Box Profile Roofing Sheets have been used in this incredible project. The mixture of materials of steel Sheeting and raw brickwork within in the build work fantastically together.



Cladco 34/1000 Box Profile steel Roofing Sheets in Slate Blue are often used in either agricultural or industrial builds and give this L-shaped home a unique yet traditional look. The glass partition wall encourages both inside and outdoor living with the attractive courtyard between the two aspects of the home.

Cladco Profiles 34/1000 Box Profile Roofing Sheets are not only aesthetically pleasing, but, thanks to their well-designed shape, will help to drain water more effectively from the roof. All Cladco Roofing Sheets are manufactured with Galvanised steel and have corrosion and stain-resistant properties, which will help to protect this home for many years. (Cladco PVC Plastisol Roofing Sheets should last for 15-25 years before first maintenance.)



Cladco steel Roofing Sheets are easy to install and are manufactured to bespoke lengths in various colours and coatings to suit your style. The large expanses of glass used in this design allow optimum light penetration, creating a bright and spacious home. The colours and shades of the patio and window edges complement the Slate Blue Roofing Sheets perfectly, forming a continuous colour flow throughout the build.



Case Study

Nestled in the tranquil countryside of Cornwall, this incredible self-build family home used Cladco Corrugated Roofing Sheets in Black to provide a low-maintenance and durable roof. This concealed, private location proved to be the perfect spot for this contemporary self-build. Surrounded by rugged stone walls and towering mature trees, the solid, man-made lines of this home contrast the natural elements that encompass it.

This modern home features a steep roof design leading to an acute apex. The angled roof not only allows for maximum water run-off into the gutters, but also for a better view of the night sky through tilting windows. Cladco Corrugated Roofing Sheets can be installed to a minimum pitch of 10-degrees, and 0.7mm thick steel Sheeting is recommended for increased stability and durability throughout its lifespan.



The raw surface of the timber cladding has been left exposed on just one side of the family home, revealing a natural wood grain effect with warm timber tones. This contrasts the black surfaces and places emphasis on the natural wood exterior. Matching Cladco Colour Caps were used to cover up the screws after fixing them through the Corrugated Roofing Sheets.



SCAN ME

Inspiration

Discover how other Customers have used our steel Roofing Sheets in their building projects. Visit the Gallery section of the website for more great ideas and inspiration.



Chestnut 32/1000 Box Profile Sheet



Anthracite Corrugated Sheet



Black Corrugated Sheet



Black Corrugated Cladding




Black 34/1000 Box Profile Sheet



Black 32/1000 Box Profile Sheet



Goosewing Grey 32/1000 Box Profile Sheet



Have a
project you
would like
to share?

We are always looking
for projects to share
with our customers. If
you would like to
feature, please send
your images to
images@cladco.co.uk

Thank you @thebarleystore on
Instagram for this image.

Please note not all images submitted may be used.

Cladco Profiles is a family owned
company offering quality products
at competitive prices.

Established in 1972, Cladco has
steadily grown to become a Leading
Supplier of Roofing, Cladding and
outdoor materials to businesses and
households throughout Britain.

Head Office

Cladco Profiles, Beardown Road, Exeter Road
Industrial Estate, Okehampton
Devon EX20 1UA

Andover Office

Cladco Profiles Andover, 55 Reith Way Portway
West Business Park, Andover SP10 3TY

T: 01837 659901

E: info@cladco.co.uk

Brochure printed May 2022

www.cladco.co.uk



All information correct at time of print. Please note prices maybe subject to change without notice, Cladco reserves the right to change to change prices without notice. All measurements given are approximate and due to the manufacturing process may vary slightly. Images are used for illustration purposes only, actual item may vary slightly from the image supplied.

CLADCO
ROOFING

